

LINDNER



**KOMET 1800 PK | 2200 PK | 2800 PK
STATIONARY SECONDARY SHREDDING**

**UNASHAMEDLY
EFFICIENT.**

ONLY LINDNER CLIENTS CAN TRULY SAY:

THAT'S AS MUCH AS YOU CAN GET OUT OF IT.

BRINGS EFFICIENCY INTO LINE WITH A DRIVE THAT WORKS LIKE A RECHARGEABLE BATTERY.

The Lindner Komet PK single-shaft shredder sets new efficiency standards in secondary shredding. Thanks to its countershaft drive this machine generates the necessary power to ensure high output with consistent low energy consumption. The countershaft acts like a flywheel that releases stored energy for peak loads and therefore guarantees uninterrupted shredding. Add precision and you get a Komet, not just an ordinary shredder.



1. HYDRAULIC MAINTENANCE DOOR

Remove non-shreddables quickly and cleanly with the maintenance door at position 2.

100% safe operation with the mechanical safety lock and the pusher's special parking position.

Enjoy comfortable maintenance access to the cutting chamber with the maintenance door at position 3.



2. COUNTERSHAFT DRIVE

Load-dependent energy release with our countershaft drive.

More power for tough materials ensured with additional flywheel mass.

Superbly efficient thanks to the drive's continuous energy storage.

Readily available and easily exchangeable standard parts.




3. TORQUE-LIMITING SAFETY CLUTCH

Complete drive protection thanks to the drive unit's lightning-speed disengagement.

Fully adjustable to your materials.

Secure power down with our proven sensors.



4. INTERNAL PUSHER

Continuous shredding due to smooth rotor feeding.

Easy feeding with a completely internal construction.

Maintenance-free thanks to the absence of guide elements.



5. HIGH-PRECISION SHEAR CUTTING SYSTEM

High output guaranteed with our signature cutter geometry.

Consistent particles size – cutting gap fully adjustable even during operation.

Parts storage made easy thanks to identical cutters, counter knives and scrapers.

Maximum service life ensured by our four-fold usable, quick-change cutters.



6. PLUG & GO SCREEN UNIT

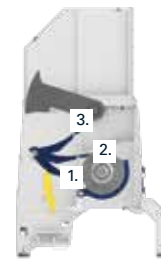
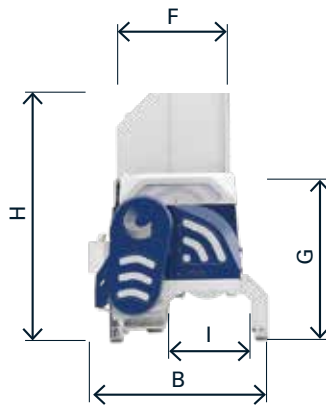

Flexible output sizes made possible with our quick-change screen units in various mesh widths.

Easy access for maintenance and fitting thanks to the swivel-mounted, hydraulically operated design.

Extremely safe operation with the electromagnetically locked screen access point, preventing access to the cutting chamber while the machine is in operation.



TECHNICAL DATA



Hydraulic door for maintenance and removal of foreign objects

1. Operating position
2. Position for removal of foreign objects
3. Position for maintenance

KOMET 1800 PK

KOMET 2200 PK

KOMET 2800 PK

DIMENSIONS*

		KOMET 1800 PK	KOMET 2200 PK	KOMET 2800 PK
Measure (LxBxH)	mm	4705 x 2925 x 3111	5375 x 2925 x 3111	6065 x 2925 x 3111
Filling opening (DxF)	mm	1790 x 2030	2135 x 2030	2825 x 2030
Cutting zone volumes	m ³	3,3	4	5,3
Outlet width (I)	mm	960	960	960
Total weight	kg	20100	25500	29000

CUTTING UNIT*

		KOMET 1800 PK	KOMET 2200 PK	KOMET 2800 PK
Rotor length	mm	1770	2115	2805
Rotor speed	min ⁻¹	264	264	264
Standard tool		Blade knives 172R	Blade knives 172R	Blade knives 172R
Number of knives	pcs.	50	60	80
Screens		hexagonal / round-shaped		
Number of screens	pcs.	5	6	8
End grain size	mm	15 - 100	15 - 100	15 - 100

DRIVE UNIT*

		KOMET 1800 PK	KOMET 2200 PK	KOMET 2800 PK
Type		2-step belt drive	2-step belt drive	2-step belt drive
Motor	kW	1 x 200	2 x 132	2 x 160
Power control		Frequency converter		

*The stated values refer to standard machine versions with a standard hopper and raised feet. The right to make technical changes is reserved.



Atex-explosion protection



Water sprinkling system



Fire extinguishing system
with spark detection



Rotor Cooling System

Lindner-Recyclingtech GmbH

Villacher Straße 48 | 9800 Spittal/Drau | Austria
t.: +43 4762 2742 | f.: +43 4762 2742-9032 | office@l-rt.com

www.l-rt.com