

LINDNER



**MICROMAT 2000 | 2500
STATIONARY UNIVERSAL SHREDDING**

**TACKLES
ANYTHING.**

ONLY LINDNER CLIENTS CAN TRULY SAY:

DESIGNED TO TAKE UP MY CHALLENGES.

UNIVERSAL SHREDDING, LINDNER STYLE: FLEXIBLE, INDIVIDUAL AND WELL-ENGINEERED.

The Micromat series of single-shaft shredders are the answer to your individual shredding needs. A variety of configuration options and special additional features, such as the high-performance or bale-opener design, allow you to adapt the shredder to almost any shredding requirement. A machine that's been well-engineered down to the last screw.



1. HYDRAULIC MAINTENANCE DOOR

Remove non-shreddables quickly and cleanly with the maintenance door at position 2.

100% safe operation with the mechanical safety lock and the pusher's special parking position.

Enjoy comfortable maintenance access to the cutting chamber with the maintenance door at position 2.



2. GEAR OR BELT DRIVE

Adapts to individual material needs thanks to the customisable drive unit.

More output with the optional high-performance version.

Powerful shredding with high-torque, high-performance motors.

Global availability of all easy-change standard parts.




3. TORQUE-LIMITING SAFETY CLUTCH

Perfect drive protection thanks to the drive unit's lightning-speed disengagement.

Fully adjustable to your materials.

Secure power down with robust sensors.



4. INTERNAL PUSHER

Continuous shredding due to smooth rotor feeding.

Maintenance-free thanks to the absence of guide elements.

Easy feeding with a completely internal construction.

No jamming as a result of additional comb and sealing bars.



5. MADE-TO-MEASURE CUTTING SYSTEM

Optimised output thanks to the customisable cutter configurations.

Low wear and tear ensured by optional cutting system and cutter holder hardfacing.

Consistent particle size – cutting gap fully adjustable.

Optimised for secondary sorting with special bale-opener option.



6. PLUG & GO SCREEN UNIT

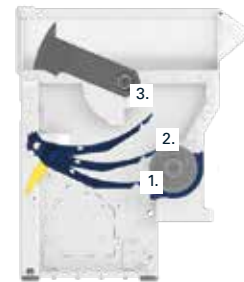
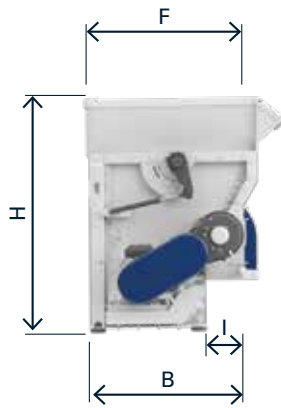
Easy access for maintenance and fitting thanks to the swivel-mounted, hydraulically operated design.

Extremely safe operation with the electromagnetically locked screen access point, preventing access to the cutting chamber while the machine is in operation.

Flexible output sizes made possible with our screen units in various mesh widths.



TECHNICAL DATA

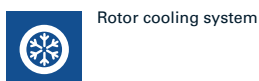


Hydraulic door for maintenance and removal of foreign objects

1. Operating position
2. Position for removal of foreign objects
3. Position for maintenance

		MICROMAT 2000 GEAR DRIVE	MICROMAT 2000 BELT DRIVE	MICROMAT 2500 GEAR DRIVE	MICROMAT 2500 BELT DRIVE
DIMENSIONS*					
Measure (LxBxH)	mm	4217 x 2478 x 3380	5019 x 2633 x 3380	4717 x 2478 x 3380	5519 x 2633 x 3380
Filling opening (DxF)	mm	2790 x 2405	2790 x 2405	3290 x 2405	3290 x 2405
Filling height	mm	2594	2594	2594	2594
Cutting zone volumes	m ³	4,5	4,5	5,6	5,6
Outlet width (l)	mm	2225	2225	2725	2725
Total weight	kg	13500	14000	15500	16000
CUTTING UNIT*					
Rotor length	mm	2025	2025	2525	2525
Rotor speed	min ⁻¹	105	265	105	265
Standard Tool		pointed knife	pointed knife	pointed knife	pointed knife
		43P 43PX 65P 65PX	43P	43P 43PX 65P 65PX	43P
Number of knives	pcs.	104 128 68 61	104	128 161 86 77	131
Number of screens	pcs.	4	4	5	5
End grain size	mm	15 – 100	15 – 100	15 – 100	15 – 100
DRIVE*					
Type		gear drive	1-step belt drive	gear drive	1-step belt drive
Motor	kW	1 x 132	1 x 132	1 x 132	1 x 160
Power control		star-delta / frequency converter			

*The stated values refer to standard machine versions with a standard hopper and raised feet. The right to make technical changes is reserved.



Rotor cooling system



Water sprinkling system



Fire extinguishing system
with spark detection



Feeding unit for bulky
goods and bales

Lindner-Recyclingtech GmbH

Villacher Straße 48 | 9800 Spittal/Drau | Austria
t.: +43 4762 2742 | f.: +43 4762 2742-9032 | office@l-rt.com

www.l-rt.com